

The Prevalence of COVID-19 Amongst Hispanic/Latinx Individuals as Compared to the General Population in Massachusetts

Ashley Abichaker- University of Massachusetts Amherst

Nicole Rodriguez Ortiz- Montclair State University

Elisa Sambataro- CUNY Hunter College

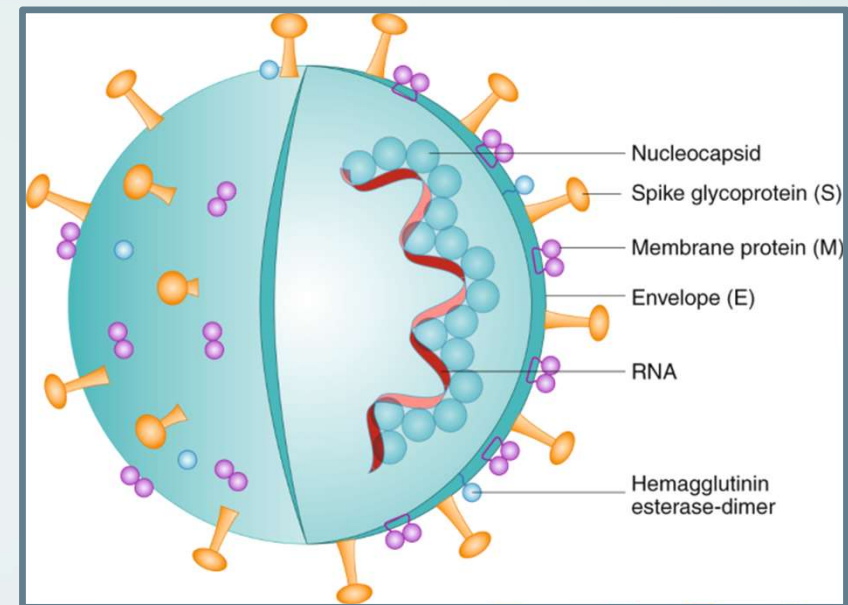
Jenipher Silvia- University of Massachusetts Amherst

Azka Tanveer- College of the Holy Cross

COVID-19: Origin

Origin: Wuhan, China (December 19, 2019)

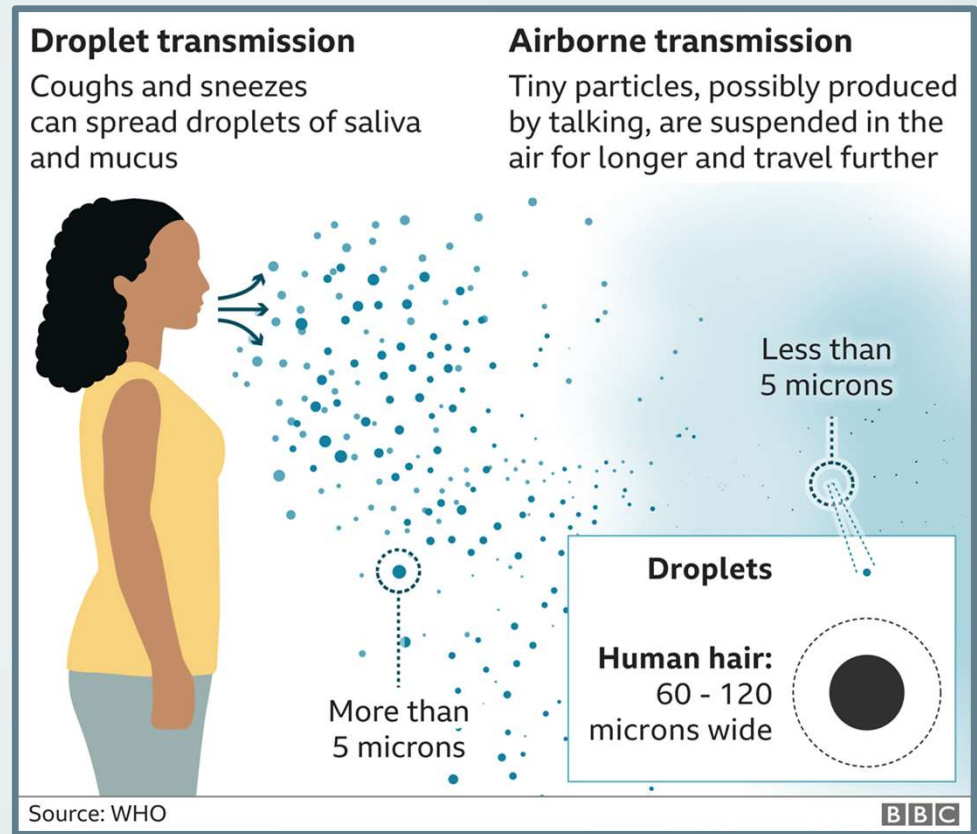
- ★ **Severe Acute Respiratory Syndrome Coronavirus 2 (SARS-COV-2)** is a strain of corona viruses
- ★ Infection of cells in upper respiratory tract (coughs, shortness of breath, sore throat,)
- ★ Positive-sense single-stranded RNA virus



COVID-19: Transmission

Transmission:

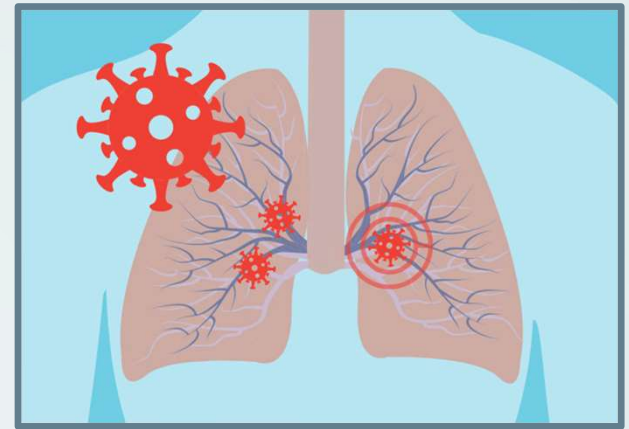
- ★ Droplets or aerosols
- ★ Airborne transmission
- ★ Surface Tension
- ★ Fecal-oral



COVID-19: Long Term Effects

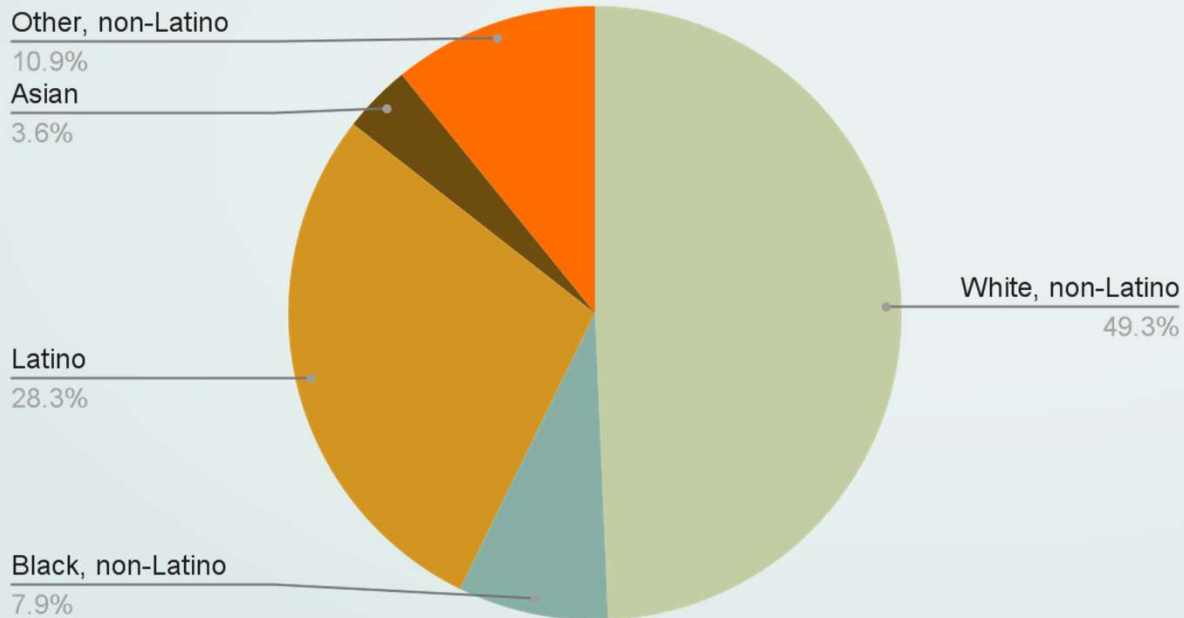
Long Term Effects:

- ★ Damage to pulmonary system
- ★ Damage to renal system
- ★ Reduction in estrogen hormone
- ★ Damage to neurological function



Prevalence COVID-19 In Massachusetts by Race & Ethnicity

Percentage of cases

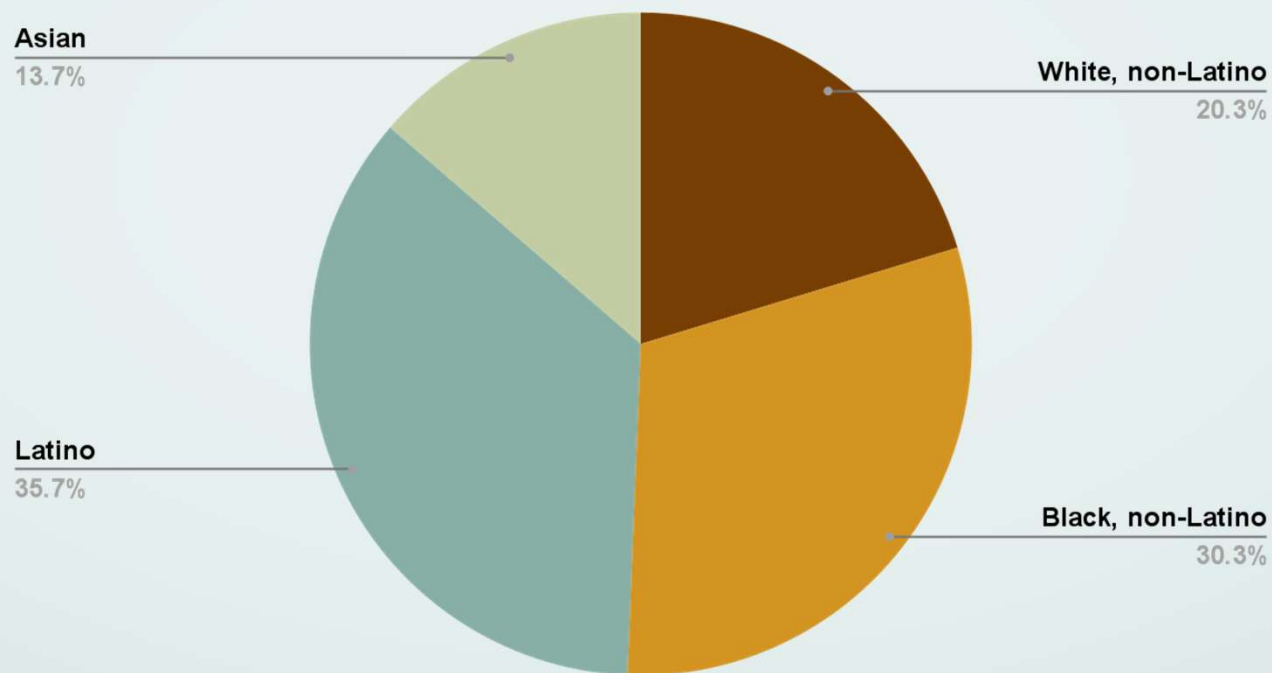


NOTE

Latinos make up only **12.8%** of the Massachusetts population, while they make up **28.3%** of the cases of COVID-19.

COVID-19 Hospitalizations by Race and Ethnicity

Percentage of Hospitalizations (2020-2021)



Health Disparity: What is it?

“**Health disparities** are systematic differences and/or gaps in the quality of health and healthcare across racial, ethnic, and socio-economic groups” (Wayne J).

Factors

Poverty



Unemployment



Underfunded Education



Inadequate Housing



Poor Public Transportation





Health Disparity: Who is Affected?

Health disparities greatly impact **vulnerable** and **marginalized groups** exposing them to multiple co-occurring forms of **systematic oppression**.

African Americans

Latinx/Hispanics

American Indians and
Alaskan Natives

Asian Americans

Sexual minorities

Disabled people

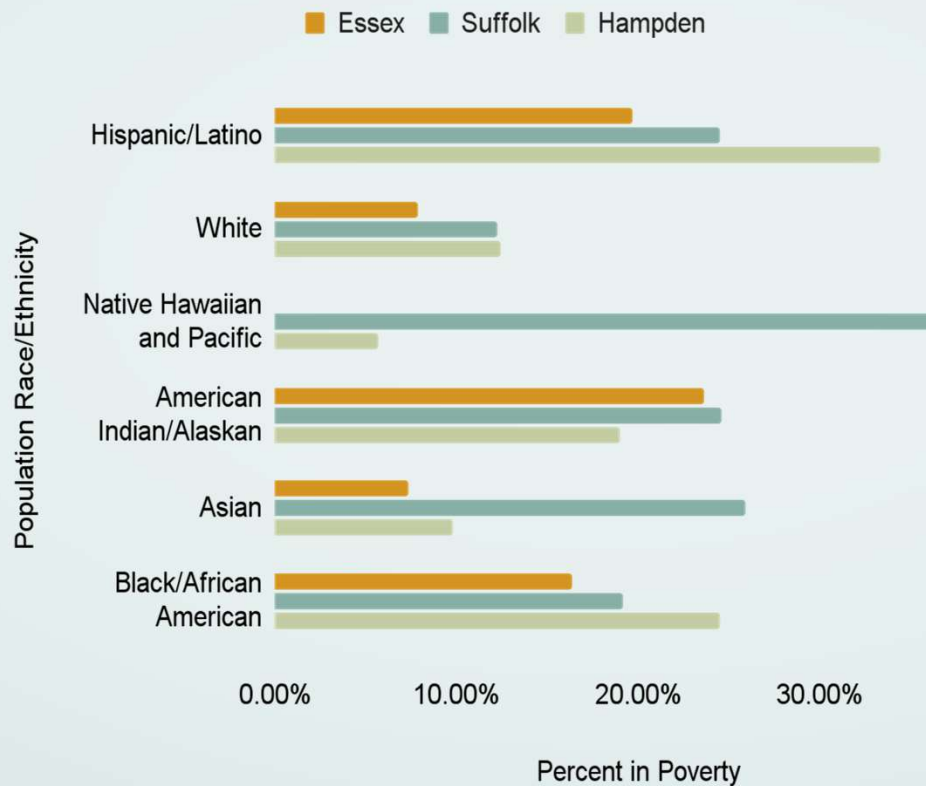
Social Determinants of Health

“The **social determinants of health (SDH)** are the non-medical factors that influence health outcomes. They are the conditions in which people are born, grow, work, live, and age, and the wider set of forces and systems shaping the conditions of daily life” (WHO).



Economic

Estimated Percent in Poverty (2017-2021)



★ Quarantine during COVID-19 established the essential workers of the pandemic which are found to be directly linked to individuals in low-income and of poverty status

Housing

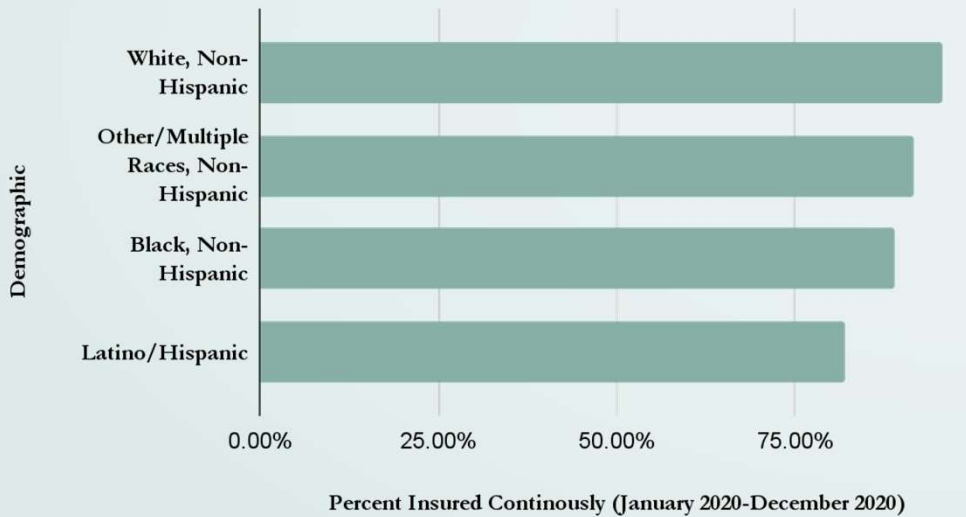
Estimated Percent in Subsidized Housing (2021)



Access to Healthcare

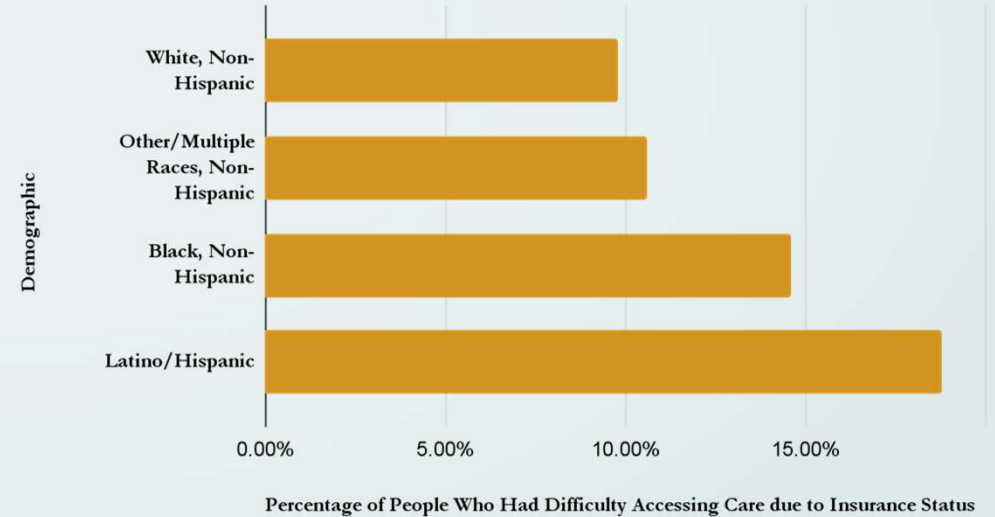
Insurance Status

Percent Insured Continuously (January 2020-December 2020)




Difficulty Accessing Healthcare

Percentage of People Who Had Difficulty Accessing Care



Outcomes



- ★ COVID-19 Command Center established
- ★ Community level:
 - Community Foundation of Western Massachusetts grant helped form care packages
 - Environmental Protection Agency helped provide cleaning supplies
 - Revitalize Community Development Corporation helped deliver food boxes
 - Caring Health Center established public vaccination sites, a mobile health unit, educational videos in seven languages



Revitalize CDC



CARING HEALTH CENTER

Conclusions

Increase health literacy and resources in highly-affected communities regarding COVID-19

Increasing the number of high-quality masks, vaccine centers, and free-testing COVID-19 sites in Massachusetts

Partnering of Public Health Departments and organizations working closely with minority communities in Massachusetts





References



15

1. Ahmed, N. (2023, Policy Map. Umassmed. (2020). [https://umassmed-policymap-com.umassmed.idm.oclc.org/newmaps#/January 5](https://umassmed-policymap-com.umassmed.idm.oclc.org/newmaps#/January%205)). Tools to guide your 2023 health equity journey. RWJF. <https://www.rwjf.org/en/insights/blog/2023/01/tools-to-guide-your-2023-health-equity-journey.html> (picture in slide 13)
2. Commonwealth of Massachusetts, Center for Health Information and Analysis. Health Insurance Coverage and Care in Massachusetts, 2015-2019: A Baseline Assessment of Gaps by Age, Race & Ethnicity, and Income. Health Insurance Coverage and Care in Massachusetts, no. 21-350-CHIA-01, 12/2021, pp. 9-23.
3. Massachusetts: Race & Ethnicity Historical Data. The COVID Tracking Project. (n.d.-b). <https://covidtracking.com/data/state/massachusetts/race-ethnicity/historical>
4. Hu, Tao, et al. "Racial Segregation, Testing Site Access, and Covid-19 Incidence Rate in Massachusetts, USA." International Journal of Environmental Research and Public Health, vol. 17, no. 24, 2020, pp. 5–23, <https://doi.org/10.3390/ijerph17249528>.
5. Institute of Medicine (US) Roundtable on Health Disparities. Challenges and Successes in Reducing Health Disparities: Workshop Summary. Washington (DC): National Academies Press (US); 2008. Appendix D, Community Approaches to Addressing Health Disparities. Available from: <https://www.ncbi.nlm.nih.gov/books/NBK215366/>
6. Nadeau, S. A., Director, President, J. Cusick Vice, Cusick, J., President, V., Shepherd Director, M., Shepherd, M., Director, Director, E. Lofgren Associate, Lofgren, E., Rosenthal, J., Woolf, S., Johns, M., Buffie, N., So, K., Kelly, C., Pathak, A., Weller, C. E., Yin, J., ... Buchanan, M. J. (2022, May 23). Top 10 ways to improve health and health equity. Center for American Progress. <https://www.americanprogress.org/article/top-10-ways-to-improve-health-and-health-equity/>
7. Policy Map. Umassmed. (2020). <https://umassmed-policymap-com.umassmed.idm.oclc.org/newmaps#/>

THANK YOU!
QUESTIONS?

