

Chalk Talk → off-the-cuff teaching relevant to current medical care using paper or a white/chalk board

1. Timeliness → <20-30 minutes

- Strong leadership
- Stay on task

2. Relevance → current medical problems

- Generalized
- “Hard” findings

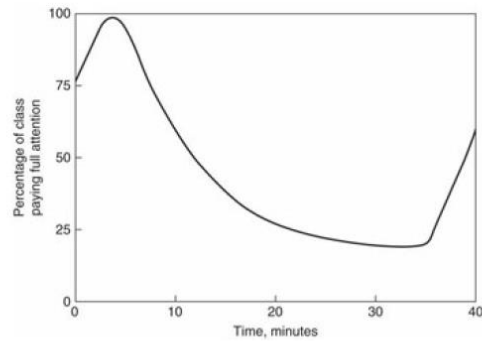




FIGURE A-2 Average audience attention as a function of time.
(From Mills HR. *Techniques of Technical Training*. 3rd ed. London: Macmillan; 1977.)

3. Verbalization → structure and preparation

- Learning objectives
- Talking > writing
- [Teaching Scripts](#) and [Diagnostic Schemas](#)



SOHM Library – Teaching Scripts




Clinical Problem Solvers –
Diagnostic Schemas

4. Participation → ask questions

- Allow the learners to do the bulk of the talking
- Use the Socratic method

5. Adaptability → based on the level of the learner(s)

Training level	Chalk Talk
MS3	Key findings
MS4/PGY1	Initial framework
PGY2-4	Work-up/Management
Attending	Finer points



6. Completeness → round out the corners

- Start and end with learning objectives
- Self-reflection and feedback