



INSTALLATION FOR ANDROID DEVICES

To install Haiku on Android devices, please follow the steps below. MaaS360 and some manual configuration is necessary to use Haiku on an Android device. Please contact [Krisha Podkowka](#) to install MaaS360 on your Android device.

1. Launch the "Play Store".



2. Search for "Epic Haiku", then and click "Install".

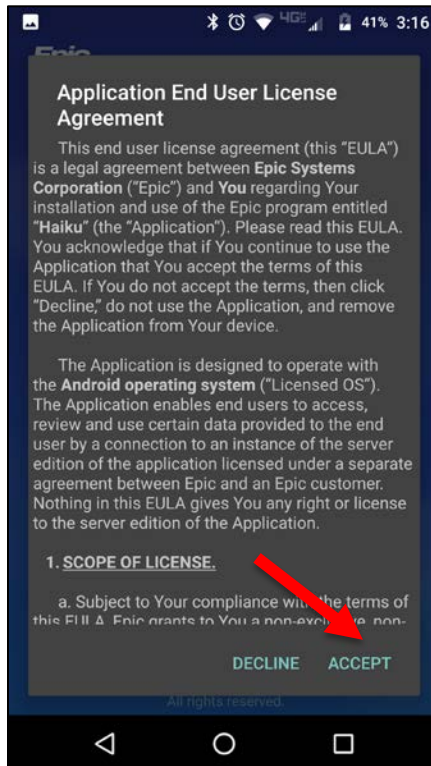


INSTALLATION FOR ANDROID DEVICES

3. Click "Open".



4. Read the EULA, and click "Accept".



INSTALLATION FOR ANDROID DEVICES

5. At this point, please visit a MaaS360 Enrollment Desk to have Haiku configured for the UMass Epic Production environment, as well as MaaS360 (if it is not already installed on your device). You can close the application

