



Instructions



TRY THIS FIRST:

You may find it helpful to print a **regional tally sheet** so you have a list of birds you're likely to see in your area in February.


Get it here: <http://gbbc.birdsource.org/gbbcApps/checklist>

COUNT THE BIRDS:

- Count birds at any location for at LEAST 15 minutes—or more if you wish. Later you'll be asked to record the amount of time you spent watching.
- Write down only the **highest** number of each species you see together at any one time to avoid counting the same birds more than once. For example, if you see 8 cardinals as you start your count period, then later you see 12, and later still you see 3, you'll only report 12--the highest number you saw together at once. **Please do not add the numbers together.**
- You'll submit your data on a new checklist for **each day** you participate in the count. It's OK if you count at the same location each day—submit a new list for each day.
- You'll submit a new checklist for each **new location**. You can submit more than one checklist on a given day if you count at more than one site.

ENTER YOUR CHECKLIST(S):

When you're ready to enter your checklist(s), go to the GBBC website at www.BirdCount.org and click on the big "Submit your checklists" button at the top. You won't see this button until 7:00 AM the Friday the GBBC begins. Everything you need to know will be clear on the web page as you enter your information. If you'd like a preview of what you'll see, keep reading.



THE GREAT BACKYARD BIRD COUNT

Home | Submit Your Bird Checklist | Explore the Results

GBBC is a joint project of The Cornell Lab of Ornithology and Audubon. Canadian Partner: BIRD SPECIES FOUNDATION CANADA.

1. Where? **Submit Your Bird Checklist**
Where did you make your observation?

Postal code:

- or - Town: [State/Province]

- or - National park, forest, or other national land:

Enter part of the name for a national park, forest, or other national land.

Sponsors: Wild Birds Unlimited

LOCATION

The first thing you'll be asked to do is enter the postal or zip code where you did your count. You can also enter a town name with its state or province, or even a specific national park.

COUNT DETAILS

You'll be taken to this online form where you must fill in your email address so we can send you your reports and get in touch later if there's a question about your sightings. We also need to know which day this checklist is for, what kind of habitat exists at the count site, snow depth, and so on.

1. Where? **Submit Your Bird Checklist**
2. When? When did you make your observation?

Locality: 13068, Freeville, Tompkins County, NY
Email:

Observation Date:

Start time: AM PM

Total Birding Time: hour(s) minutes

Snow Depth:

Select one*: I AM reporting every species I saw
 I am NOT reporting every species I saw

How many people participated in collecting the information you are reporting?

The observer (or group) rates their ability to detect and identify all species present as:
 fair good excellent

Weather conditions for detecting birds in the habitats visited were:
 poor fair good excellent

Location Type (pick best fit):

Habitat(s) (check all that apply):
 deciduous woods coniferous woods scrub
 grassland agricultural rural suburban
 urban freshwater salt water

Checklist: New York--Tompkins County

* = required field

Select one*: I AM reporting every species I saw
 I am NOT reporting every species I saw

participated in
ation you are

This is also where you'll check off whether or not you're reporting every species you saw. Choose "I am NOT reporting every species I saw" if there

were some birds you saw but could not identify. This step is also required.

CHECKLIST

When you get to the checklist part of the form, you can arrange it in taxonomic or alphabetical order. Fill in the boxes next to each bird species name with the highest number of that species you saw together at one time during your count. If you don't see a species listed, click the button that says "show rarities." If it's still not there, enter the species in the "comment" box for later reference, but note that it will not go into the GBBC database.

1. Where? **Submit Your Bird Checklist**
2. When? What species did you see?
3. What Species? Enter the counts for the species you observed. There is no need to enter zeros for species you did not observe.

Locality: 13068, Freeville, Tompkins County, NY
Observation Date: FEB 12, 2010
Checklist: New York--Tompkins County

Sponsors: Wild Birds Unlimited

SPECIES INDEX: [Waterfowl](#) | [Grouse, Quail, and Allies](#) | [Loons and Grebes](#) | [Herons, Ibis, and Storks](#) | [Vultures, Diurnal Raptors, and Falcons](#) | [Ralls, Cranes, and Allies](#) | [Shorebirds](#) | [Gulls, Terns, and Skimmers](#) | [Pigeons and Doves](#) | [Owls](#) | [Kingfishers](#) | [Woodpeckers](#) | [Shrikes](#) | [Jays, Magpies, Crows, and Ravens](#) | [Larks](#) | [Chickadees and Titmice](#) | [Nuthatches](#) | [Crows](#) | [Wrens](#) | [Kinglets](#) | [Thrushes](#) | [Catbirds](#) | [Mockers](#) | [Robins](#) | [Starlings](#) | [Myias](#) | [Waxwings](#) | [Sparrows and other Emberizids](#) | [Cardinals, Grosbeaks, and Allies](#) | [Blackbirds](#) | [Finches, Euphonias, and Allies](#) | [Old World Sparrows](#) | [Others](#)



Waterfowl

Snow Goose
 Canada Goose
 Tundra Swan
 Wood Duck

1. Where?	<h2 style="color: #0056b3;">Submit Your Bird Checklist</h2> <p>What species did you see?</p> <p>Enter the counts for the species you observed. There is no need to enter zeros for species you did not observe.</p> <p>OOPS! The following items need your attention.</p> <ul style="list-style-type: none"> • Click here to check your entry for Red-throated Loon. It is unusual for this date. <p>Locality: 13068, Freeville, Tompkins County, NY</p> <p>Observation Date: FEB 12, 2010</p> <p>Checklist: New York--Tompkins County</p> <p style="text-align: right;"> <input type="button" value="Show Rarities"/> <input type="button" value="List Alphabetically"/> </p>
2. When?	
3. What Species?	
4. Confirm	
<p style="text-align: center;">Sponsors</p> 	

If you enter a species or a number of birds that is unusual for your area in February, you'll get an "oops" message at the top of the page when you try to submit your list. Click the provided link or scroll down the page to the species report that's been flagged.

You'll see a message asking if you are sure about your report. Correct any mistake you see

<input type="checkbox"/>	Ruffed Grouse
<input type="checkbox"/>	Wild Turkey
Loons and Grebes Top 	
<p>If you are certain that you saw Red-throated Loon(s) and entered the correct number, check the 'CONFIRM' box; if incorrect, please edit the number. Then, click "Continue" at the bottom of the page.</p> <p style="text-align: right;">CONFIRM <input type="checkbox"/></p>	
<input type="text" value="5"/>	 Red-throated Loon
<input type="checkbox"/>	Common Loon
<input type="checkbox"/>	Pied-billed Grebe
<input type="checkbox"/>	Horned Grebe
<input type="checkbox"/>	Red-necked Grebe

or, if you're sure the report is right, click "yes" to confirm your entry and continue. Your report will go to a GBBC data reviewer for your area. This is a normal part of the process. You may even be contacted by a reviewer to confirm the sighting. If you do see something unusual, it's VERY helpful if you can take a digital photo just in case confirmation of the sighting is needed.

If you want us to send you an email of your report, be sure to click the box for that and hit the "submit" button at the bottom of the final page—and you're done! Follow this procedure for each checklist.

Thank you for joining the Great Backyard Bird Count!