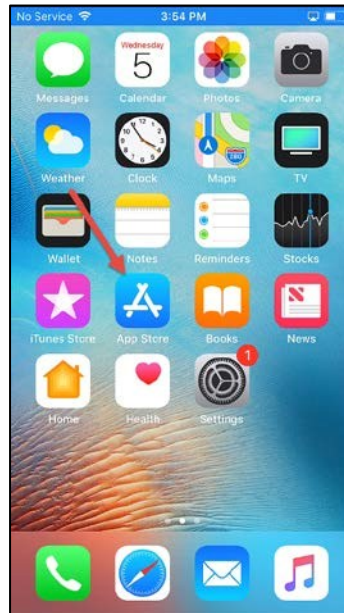





To install Haiku on Apple iOS devices without installing MaaS360, please follow the steps below.

MaaS360 is not required for Haiku to be installed, but it IS required to have on your device if you are accessing UMass Memorial email on your device.

1. Launch the “App Store” from your device’s home screen.

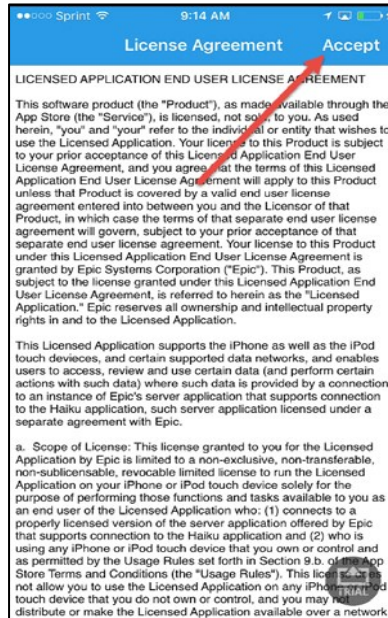


2. Find “Epic Haiku & Limerick” and click “Get”, or click the cloud icon.





3. Read the EULA and click "Accept"



4. Open a browser on your iPhone and follow this link below:  
<https://epicproxy.et0978.epichosted.com/mobileconfigs/MobileConfigsProduction.html>
5. Click the following link: "Click here to install Haiku Production Environment"

Production connections:

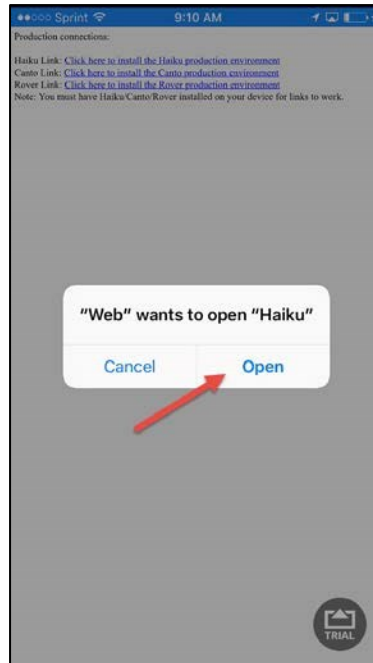
Haiku Link: [Click here to install the Haiku production environment](#)

Canto Link: [Click here to install the Canto production environment](#)

Note: You must have Haiku/Canto installed on your device for links to work.



6. Click "Open".



7. You will be taken to the login screen; your environment should say PRD at the top. You should now be able to login to Haiku using your Epic Hyperspace user ID and password.

