

Retrieving your Password

Go to the PeopleSoft log in page:



ORACLE
PEOPLESOFT ENTERPRISE

User ID:

Password:

→ [Forgot your password?](#)

Select a Language:

English	Español
Dansk	Deutsch
Français	Français du Canada
Italiano	Magyar
Nederlands	Norsk
Polski	Português
Suomi	Svenska
Čeština	日本語
한국어	Русский
ไทย	简体中文
繁體中文	العربية

Click on the **'Forgot your password?'** link


Forgot My Password

If you have forgotten your password, or your password has expired, you can have a new password emailed to you.

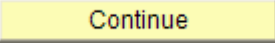
Enter your User ID below. This will be used to find your profile, in order to authenticate you.

User ID:

Continue

 Refresh

You will need to know your User ID. If you do not know/remember your user ID, you must submit a heat ticket with the UMass Help Desk.

Enter in your User ID and click on the  button.

Forgot My Password

User ID: **WRTEST**

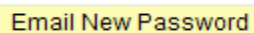
Email ID: **R.TEST@UMASSMED.EDU**

Please answer the following question below for user validation.

Question: Enter your birth date in the format MM/DD/YYYY

Response:





The Email ID shown is where your Password will get mailed to. Usually this is your umassmed.edu or umassmemorial.org email. If this Email ID is incorrect, students can contact the Registrars' office. Others can submit a Heat Ticket with the UMass Help Desk.

Enter your birth date in the correct format shown (i.e. 01/03/1978)

Click on the [Email New Password](#) button. A new password will be emailed to you.

Once you receive it, log into PeopleSoft



ORACLE
PEOPLESOFT ENTERPRISE

User ID:

Password:


[Sign In](#)

[Forgot your password?](#)

Select a Language:

English	Español
Dansk	Deutsch
Français	Français du Canada
Italiano	Magyar
Nederlands	Norsk
Polski	Português
Suomi	Svenska
Čeština	日本語
한국어	Русский
ไทย	简体中文
繁體中文	العربية

Enter your User ID and the Password that was just emailed to you. **User ID and Password are case sensitive (User ID is always in caps)**



ORACLE
PEOPLESOFT ENTERPRISE

Your password has expired.

[Click here to change your password.](#)

You will be prompted to change your password to one of your choice. Click on the **Click here to change your password** link.

Change Password

User ID: **WRTEST**

Description: **Robert Test**

*Current Password:

*New Password:

*Confirm Password:

In the **Current Password** field, enter the Password sent to you in the email

New Password: Password of your choice

Confirm Password: retype the 'New Password'

Click on the button

Password Saved



Your password has successfully been changed.

Once successfully changed, click the button.



You have successfully retrieved your password and are now logged into PeopleSoft.

If you forget your password in the future, you will need to follow these steps again.